

# 'COMBI RX GET AHEAD OF THE HERD

**MiNT.**

HUSTLER MACHINERY  
INNOVATION &  
NEW TECHNOLOGY

With more than six years extensive product development and testing, working on large-scale farms in NZ and around the world, the new Combi RX range is ready for whatever you throw its way.

## Features

- 1 Twin speed rear pusher blade powered by hydraulic cylinders and greaseless slides provides longevity with low maintenance.
  - 2 Our new Feed control in-cab joystick gives fingertip control over the entire feeder, letting you control the feed row of any feed type and density.
  - 3 With the toughest 12,000lb roller chains and the bis-alloy sprockets, the new RX range is built to handle the heaviest loads with ease.
  - 4 Our unique HD Puckboard floors are slippery, durable and extremely tough. 15mm thick rear floor and 12mm thick cross floor for longevity.
  - 5 When it comes to visibility no other wagon beats an RX. See right through to the rear of the machine and into the cross floor with no obstructions blocking your view.
  - 6 We've gone to a larger RHS feed bar, giving maximum torsional strength with a lower profile for the best of both worlds.
  - 7 Toughest axle design with massive 2,200cm<sup>2</sup> of pivot surface area and 100mm diameter pivot pins means you'll never be repairing an axle again.
  - 8 Unique drawbar provides superior maneuverability and weighs the load both when on the jack and attached to the tractor without the need to fold and unfold a parking stand.
  - 9 All chains have adjustable tensioners with easy access for long life and simple servicing.
- + Feedpad spilling retention kit standard.
  - + 2 speed Chainless rear floor design, running on grease-less slides.
  - + 12,000lb Chains and box section bars on elevator and cross floor.
  - + Strongest 65x35 box section bolt on bars on cross floor.
  - + Gearbox drive on cross floor, direct drive on elevator.
  - + Covered shafts and High Density Polyethylene floors.
  - + All drives running on bearings.
  - + Scale ready which weighs when on the jack and attached to the tractor.
  - + Hydraulic tilting elevator.
  - + Bolt on mudguards, access platforms and ladder.
  - + Handles up to 5' wide round bales.
  - + Central greasing on axle and difficult to reach bearings.
  - + Elevator stands up vertical for more compact transport mode.
  - + Lower maintenance front and rear elevator spill retainers as standard.
  - + Guarding and covers for hydraulic valves.



## Options

- + Feedlink wireless scale and feed management system
- + Hydraulic 2 wheel brakes
- + Hydraulic 4 wheel brakes
- + Road ready kit (includes safety chains, LED lights, and front and rear Hazard panels)
- + Load sensing control with 3 remotes in lieu of joystick control (recommended for silage feeding only)
- + Conventional Combi Joystick controls for fluent control




## Models in Range

- + **Combi RX148** 14m<sup>3</sup> combination feeder, 10 ton load rating, 400/60R15.5 wheels
- + **Combi RX178** 17m<sup>3</sup> combination feeder, 12 ton load rating, 500/45R22.5 wheels
- + **Combi RX218** 21m<sup>3</sup> combination feeder, 17 ton load rating, 500/45R22.5 wheels

**HUSTLER®**

0800 487 853 | [hustlerequipment.com](http://hustlerequipment.com)





	COMBI RX148	COMBI RX178	COMBI RX218
Capacity load level	14.2m <sup>3</sup>	17.6m <sup>3</sup>	21.4m <sup>3</sup>
Capacity heaped	17m <sup>3</sup>	21m <sup>3</sup>	26m <sup>3</sup>
Load capacity	10 Ton Rated	12 Ton Rated	17 Ton Rated
Round bales	6	8	10
Square bales (6' Long)	6	8	10
Square bales (8' Long)	3-6	4-8	5-10
Bin width	2550mm	2550mm	2560mm
Bin length	4310mm	5380mm	6720mm
Side height	1300mm	1300mm	1300mm
Loading height	2430mm	2500mm	2650mm
Overall width	2950mm	3000mm	3035mm
Overall length	6759mm	7820mm	9180mm
Overall height	2430mm	2500mm	2650mm
Tare weight	4200kg est	4900kg est	6980kg est
Wheels / Tyres	400/60R15.5	500/45R22.5	500/45R22.5